


UN-AUDITED LIFE REVENUE ACCOUNT
For the Third Quarter
Ended September 30, 2018

	Jan-Sep, 2018 Tk.	Jan-Sep, 2017 Tk.	Growth %	July-Sep 2018 TK.	July-Sep, 2017 Tk.	Growth %
Balance of Fund b/d	8,466,593,992	7,955,474,382	6.42	8,057,652,235	7,533,378,063	6.96
Premium less Re-insurance	1,409,920,724	1,460,903,717	(3.49)	578,561,125	560,553,264	3.21
Profit, Dividends & Rents	146,994,015	216,996,356	(32.26)	58,988,500	60,955,378	(3.23)
Other Income	1,242,878	619,440	100.65	94,564	172,877	(45.30)
	10,024,751,609	9,633,993,895		8,695,296,424	8,155,059,582	
Claims (Including S.B)	1,195,082,836	1,375,256,874	(13.10)	248,756,589	307,061,523	(18.99)
Management Expenses	625,469,117	632,720,241	(1.15)	242,340,179	221,981,279	9.17
Balance of Fund c/d	8,204,199,656	7,626,016,780	7.58	8,204,199,656	7,626,016,780	7.58
	10,024,751,609	9,633,993,895		8,695,296,424	8,155,059,582	


Dy. Managing Director
CFO & Company Secretary


Chief Executive Officer


Director


Chairman

UN-AUDITED BALANCE SHEET

As at September 30, 2018

	30-09-2018 Taka	31-12-2017 Taka	Growth %
Capital & Liabilities			
Shareholders' Capital			
Authorised Capital			
5,00,00,000 Ordinary Shares of Tk. 10/- each	500,000,000	500,000,000	-
Issued, Subscribed and Paid-up			
3,05,20,230 Ordinary Shares of Tk. 10/- each	305,202,300	305,202,300	-
Balance of Fund and Accounts			
Life Insurance Fund	8,204,199,656	8,466,593,992	(3.10)
Welfare Fund	-	56,251	(100.00)
Liabilities and Provisions			
Estimated Liabilities in respect of outstanding claims, whether due or intimated	11,846,213	12,230,600	(3.14)
Amount due to other persons or bodies carrying on insurance business	12,005,899	12,624,698	(4.90)
Sundry Creditors	513,823,731	500,924,392	2.58
Provision for Share Value Fluctuation Account	91,389,446	91,389,446	-
Premium Deposits	5,963,135	6,087,047	(2.04)
	9,144,430,380	9,395,108,726	
Property & Assets			
	30-09-2018 Taka	31-12-2017 Taka	Growth %
Loan			
On Insurer's policies within their surrender value	102,821,973	96,415,672	6.64
Investment (At cost)	3,088,029,466	1,486,723,292	107.71
Agents Balance	1,419,560	1,358,504	4.49
Outstanding Premium	300,928,488	402,497,892	(25.23)
Profit, Dividends and Rents Accruing But not Due	184,641,416	130,482,868	41.51
Advances and Deposits	1,081,989,898	1,054,116,095	2.64
Sundry Debtors	71,330,752	30,883,546	130.97
Cash and Bank Balances			
Fixed Deposit with Banks	726,913,494	2,476,503,263	(70.65)
Bank & Cash Balance	1,220,256,295	1,367,234,318	(10.75)
	1,947,169,789	3,843,737,581	
Others Assets			
Fixed Assets (WDV)	2,359,729,249	2,341,064,748	0.80
Stamps, Printing & Stationary in Hand	6,369,789	7,828,528	(18.63)
	9,144,430,380	9,395,108,726	



Dy. Managing Director
CFO & Company Secretary



Chief Executive Officer



Director




Chairman

Cash Flow Statement

For the Third Quarter Ended September 30, 2018

Un-Audited

Particulars	Jan-Sep, 2018 Tk.	Jan- Sep, 2017 Tk.
A. CASH FLOW FROM OPERATING ACTIVITIES:		
Collection from Premium	1,515,485,315	1,553,325,684
Other Income received	1,242,878	619,440
Payment for Claims	(1,195,467,223)	(1,376,269,639)
Payment for Management Exp. Commission, re-insurance & Others	(667,558,499)	(600,165,209)
Source Tax / Tax paid	(6,959,922)	(17,706,241)
Net cash flow from operating activities	(353,257,451)	(440,195,965)
B. CASH FLOW FROM INVESTING ACTIVITIES:		
Investment made / disposal	(1,601,306,174)	924,266,305
Acquisition of Fixed Assets	(28,070,949)	(10,146,253)
Advance Against land	-	(975,600,000)
Loan against policies	(6,406,301)	(6,629,124)
Profit, Dividends & Rents Received	92,835,467	198,544,584
Net cash flow from investing activities	(1,542,947,957)	130,435,512
C. CASH FLOW FROM FINANCING ACTIVITIES:		
Dividend Paid	(362,384)	(83,543)
Net cash used in financing activities	(362,384)	(83,543)
D. Net outflow in cash & cash equivalents (A+B+C)	(1,896,567,792)	(309,843,996)
E. Cash and cash equivalents at the beginning of the period	3,843,737,581	4,813,339,550
F. Cash and cash equivalents at the end of the period (D+E)	1,947,169,789	4,503,495,554



Dy. Managing Director
CFO & Company Secretary



Chief Executive Officer



Director




Chairman

PRIME ISLAMI LIFE INSURANCE LIMITED
STATEMENT OF CHANGE IN EQUITY
AS AT SEPTEMBER 30, 2018

Un-audited

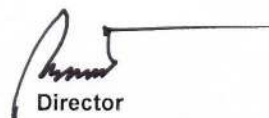
Particulars	Share Capital	Share Premium	General Reserve	Reserve for Exceptional Losses	Retained Earnings	Total Tk.
Equity as on January 01,2018	305,202,300	-	-	-	-	305,202,300
Additional during the year (Bonus Share)	-	-	-	-	-	-
Equity as on September 30,2018	305,202,300	-	-	-	-	305,202,300
Equity as on September 30,2017	305,202,300	-	-	-	-	305,202,300



Dy. Managing Director
CFO & Company Secretary



Chief Executive Officer



Director



Chairman