

Half -Yearly Report-2018
Un-Audited Life Revenue Account
for the half year ended June 30,2018

	Jan-June 2018 Tk.	Jan-June 2017 Tk.	Growth %	April-June 2018 Tk.	April-June 2017 Tk.	Growth %
Balance of Fund b/d	8,466,593,992.00	7,955,474,382.00	6.42	8,061,220,001.00	7,643,153,691.00	5.47
Premium less Re-insurance	831,359,599.00	900,350,453.00	(7.66)	453,706,385.00	524,736,803.00	(13.54)
Profit, Dividends & Rents	88,005,515.00	156,040,978.00	(43.60)	19,926,043.00	77,425,946.00	(74.26)
Other Income	1,148,314.00	446,563.00	157.14	821,789.00	206,936.00	297.12
	9,387,107,420.00	9,012,312,376.00		8,535,674,218.00	8,245,523,376.00	-
Claims (Including S.B)	946,326,247.00	1,068,195,351.00	(11.41)	274,346,021.00	467,295,940.00	(41.29)
Management Expenses	383,128,938.00	410,738,962.00	(6.72)	203,675,962.00	244,849,373.00	(16.82)
Balance of Fund c/d	8,057,652,235.00	7,533,378,063.00	6.96	8,057,652,235.00	7,533,378,063.00	6.96
	9,387,107,420.00	9,012,312,376.00	-	8,535,674,218.00	8,245,523,376.00	-


Dy. Managing Director
CFO & Company Secretary


Chief Executive Officer


Director


Chairman

UN-AUDITED BALANCE SHEET
As at June 30, 2018

Capital & Liabilities	30-06-2018 Taka	31-12- 2017 Taka	Growth %
Shareholders' Capital			
Authorised Capital			
50,000,000 Ordinary Shares of Tk. 10/- each	500,000,000	500,000,000	-
Issued, Subscribed and Paid-up			
3,05,20,230 Ordinary Shares of Tk. 10/- each	305,202,300	305,202,300	-
Balance of Fund and Accounts			
Life Insurance Fund	8,057,652,235	8,466,593,992	(4.83)
Welfare Fund	-	56,251	(100.00)
Liabilities and Provisions			
Estimated Liabilities in respect of outstanding claims, whether due or intimated	12,411,889	12,230,600	1.48
Amount due to other persons or bodies carrying on insurance business	10,137,016	12,624,698	(19.70)
Sundry Creditors	508,297,375	500,924,392	1.47
Provision for Share Value Fluctuation Account	91,389,446	91,389,446	-
Premium Deposits	6,104,200	6,087,047	0.28
	8,991,194,461	9,395,108,726	-
Property & Assets			
Loan			
On Insurer's policies within their surrender value	102,177,225	96,415,672	5.98
Investment (At cost)			
	2,553,994,882	1,486,723,292	71.79
Agents Balance	948,704	1,358,504	(30.17)
Outstanding Premium	326,949,038	402,497,892	(18.77)
Profit, Dividends and Rents Accruing But not Due	173,087,982	130,482,868	32.65
Advances and Deposits	1,075,126,213	1,054,116,095	1.99
Sundry Debtors	120,081,812	30,883,546	288.82
Cash and Bank Balances			
Fixed Deposit with Banks	1,239,231,179	2,476,503,263	(49.96)
Bank & Cash Balance	1,038,372,734	1,367,234,318	(24.05)
	2,277,603,913	3,843,737,581	-
Others Assets			
Fixed Assets (WDV)	2,355,202,988	2,341,064,748	0.60
Stamps, Printing & Stationary in Hand	6,021,704	7,828,528	(23.08)
	8,991,194,461	9,395,108,726	-


Dy. Managing Director
CFO & Company Secretary


Chief Executive Officer


Director


Chairman

Cash Flow Statement


for the half year ended June 30,2018

Un-Audited

Particulars	Jan-June 2018 Tk.	Jan-June 2017 Tk.
A. CASH FLOW FROM OPERATING ACTIVITIES:		
Collection from Premium	909,034,758	980,192,571
Other Income received	1,148,314	446,563
Payment for Claims	(946,144,958)	(1,071,053,116)
Payment for Management Exp. Commission, re-insurance & Others	(473,005,464)	(416,818,543)
Source Tax (Income Tax) deducted	(5,212,265)	(14,831,341)
Net cash flow from operating activities	(514,179,615)	(522,063,866)
B. CASH FLOW FROM INVESTING ACTIVITIES:		
Made / Disposal Of Investment	(1,067,271,590)	115,379,418
Acquisition of Fixed Assets	(23,958,927)	(9,196,204)
Loan against policies	(5,761,553)	(228,594)
Profit, Dividends & Rents Received	45,400,401	166,152,957
Net cash flow from investing activities	(1,051,591,669)	272,107,577
C. CASH FLOW FROM FINANCING ACTIVITIES:		
Dividend paid	(362,384)	(79,725)
Net cash used in financing activities	(362,384)	(79,725)
D. Net inflow/(outflow) in cash & cash equivalents (A+B+C)	(1,566,133,668)	(250,036,014)
E. Cash and cash equivalents at the beginning of the period	3,843,737,581	4,813,339,550
F. Cash and cash equivalents at the end of the period (D+E)	2,277,603,913	4,563,303,536


 Dy. Managing Director
 CFO & Company Secretary


 Chief Executive Officer


 Director



 Chairman


PRIME ISLAMI LIFE INSURANCE LIMITED
STATEMENT OF CHANGE IN EQUITY
AS AT JUNE 30, 2018

Un-Audited

Particulars	Share Capital	Share Premium	General Reserve	Reserve for Exceptional Losses	Retained Earnings	Total Tk.
Equity as on December 31,2017	305,202,300	-	-	-	-	305,202,300
Additional during the year (Bonus Share)	-	-	-	-	-	-
Equity as on June 30,2018	305,202,300	-	-	-	-	305,202,300
Equity as on June 30,2017	305,202,300	-	-	-	-	305,202,300


Dy. Managing Director
CFO & Company Secretary


Chief Executive Officer


Director


Chairman